
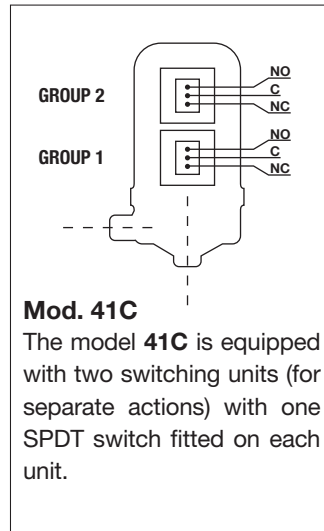
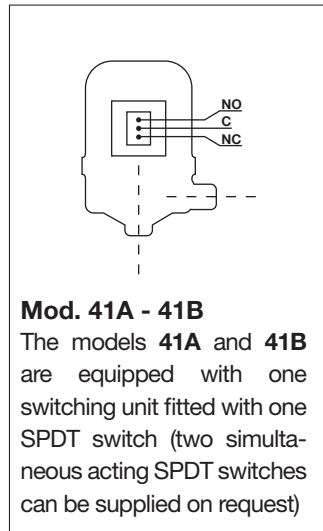


40 SERIES LEVEL SWITCHES

MODELS 41A - 41B - 41C - 41E

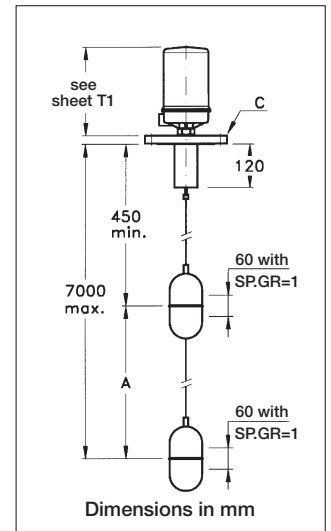
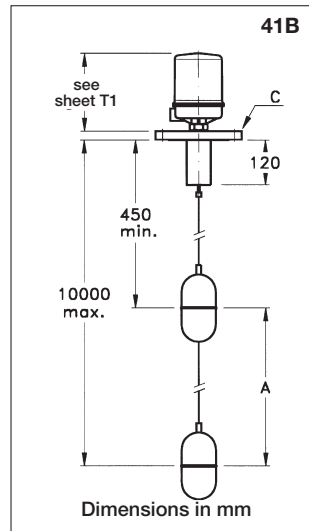
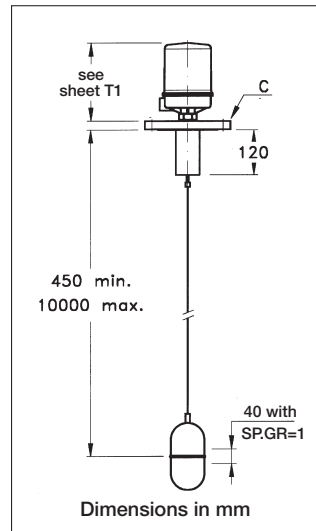
Buoyancy level switch for top mounting with one or two switching units. For pressure up to 50 Bar, for temperatures between -10°C and 135°C max. and for fluids with a specific gravity of 0.6 kg/dm³ min. Set point accuracy: ± 7 mm.



Mod. 41 A (SP.GR. 0,6 Kg/dm ³ min)	
Components	1 displacer 1 switch
Weight in kg. 1)	12
1) Refers to metallic type	

Mod. 41 B (SP.GR. 0,8 Kg/dm ³ min)	
Components	2 displacer 1 switch
Weight in kg. 1)	13,5
1) Refers to metallic type	

Mod. 41 C (SP.GR. 0,85 Kg/dm ³ min)	
Components	2 displacer 2 switch
Weight in kg. 1)	14
1) Refers to metallic type	



On request, type 41 E level switches can be made with 3 displacers and 3 switching units, similar in all respects to 41 C but with specific gravity 1 kg/dm³ min.

METALLIC VERSION			PLASTIC VERSION		
STD. FLANGE CONNECTION "C"	DISPLACERS	A min.	STD. FLANGE CONNECTION "C"	DISPLACERS	A min.
UNI DN 80 PN 10-16 /3" ANSI 150 RF	ø 76 x 240 mm	270 mm	UNI DN 80 PN 10-16/ 3" ANSI 150 FF	ø 75 x 290 mm	410 mm
UNI DN 80 PN 25-40 /3" ANSI 300 RF	ø 76 x 240 mm	270 mm			
UNI DN 100 PN 10-16 /4" ANSI 150 RF	ø 94 x 180 mm	210 mm	UNI DN 100 PN 10-16/4" ANSI 150 FF	ø 90 x 200 mm	320 mm
UNI DN 100 PN 25-40 /4" ANSI 300 RF	ø 94 x 180 mm	210 mm			

On request, 3" NPT-M threaded connections and flanges with a higher rating can be supplied.

On request, special versions can be supplied for working at temperatures below -10°C and over 135°C.

MATERIALS

CODE FOR:	Materials	Carbon steel	AISI 304	AISI 316	PVC (1)	MOPLEN (1)	PVDF (1)
	Body	A	I	J	P	M	PF
	Displacers	-	-	2	5	6	PF

(1) Internal parts in AISI 316 (on request, in Hastelloy c)

TOLERANCE LIMITS OF PLASTIC VERSION SWITCHES

MATERIALS	PVC	from 0° C to + 60° C; pressure 6 bar at 25° C; 4 bar at 35° C; 1 bar at 60° C
	MOPLEN	from 0° C to + 80° C; pressure 6 bar at 25° C; 4 bar at 45° C; 1 bar at 80° C
	PVDF	from -10° C to + 135° C; pressure 6 bar at 20° C; 4 bar at 65° C; 1 bar at 135° C

SWITCHES

Type	Mercury switch	Dry microswitch				
Load rating	220 V a. c. 10 A 110 V d. c. 1,5 A	250 V a. c. 10 A 125 V d. c. 0,5 A	125 V d. c. 10 A	250 V a. c. 10 A 125 V d. c. 0,5 A waterproof	125 V a. c. 1 A 28 V d. c. 1 A waterproof with gold contacts	250 V a. c. 1 A 24 V d. c. 3 A sealed with inert gas
CODE	VD	M2	M3	M4	M6	M14

Pneumatic switch (PN) on request

ENCLOSURES

Type	Waterproof	Explosion-proof	<p>The (WP) enclosures can be supplied whit gland or with a 3 or 7 pole connector as per MIL standards.</p> <p>The (EP) enclosures can be supplied whit explosion-proof gland.</p> <p>1) CESI certificate N. 02-ATEX-126</p>
Material	Aluminium	Aluminium	
Electrical connection	1/2" NPT-F/GAS 3/4" NPT-F/GAS ISO M20x1.5	1/2" UNI 6125/NPT-F 3/4" UNI 6125/NPT-F ISO M20x1.5	
Protection degree	IP 66	ATEX II 2 G Ex d IIC T6 o T5 Gb ATEX II 1/2 D Ex ta/tb IIIC T85° o T100° C Da/Db IP 66	
CODE	WP	EP	

The level switch is supplied with 5 m of rope in the standard version.

HOW TO ORDER

Example: 41A - A - 2 - M2 - WP

41A model
A body in carbon steel
2 displacers in S/steel AISI 316
M2 dry microswitch 250 V a.c. - 10 A
WP waterproof enclosure

The following data are required: type of fluid, specific gravity, operating temperature and pressure.