


LEVEL INDICATORS series 2000



OFFICINE OROBICHE


APPLICATIONS AND TECHNICAL DATA

- Visual level indicators for any type of liquids (s. G. 0,55 kg/dm³ min. For the metallic type and 0,88 kg/dm³ for the plastic type).
- Interface measurement of liquids
- Level measurement of particularly aggressive liquids or with pressure and temperature not suitable for standard glass tube or reflection indicators
- Accuracy ± 5 mm.
- Max. Pressure 50 bar for standard versions and up to 150 bar for on request versions.
- Operating temperatures from -20°C to 200°C
- Special versions for low temperature up to -160°C with antifrost device and for high temperature up to +400°C.
- Max. Length 5,5 meters for metallic type and 3 meters for plastic type
- Version for s.g. <0,65 Kg/dm³, on request



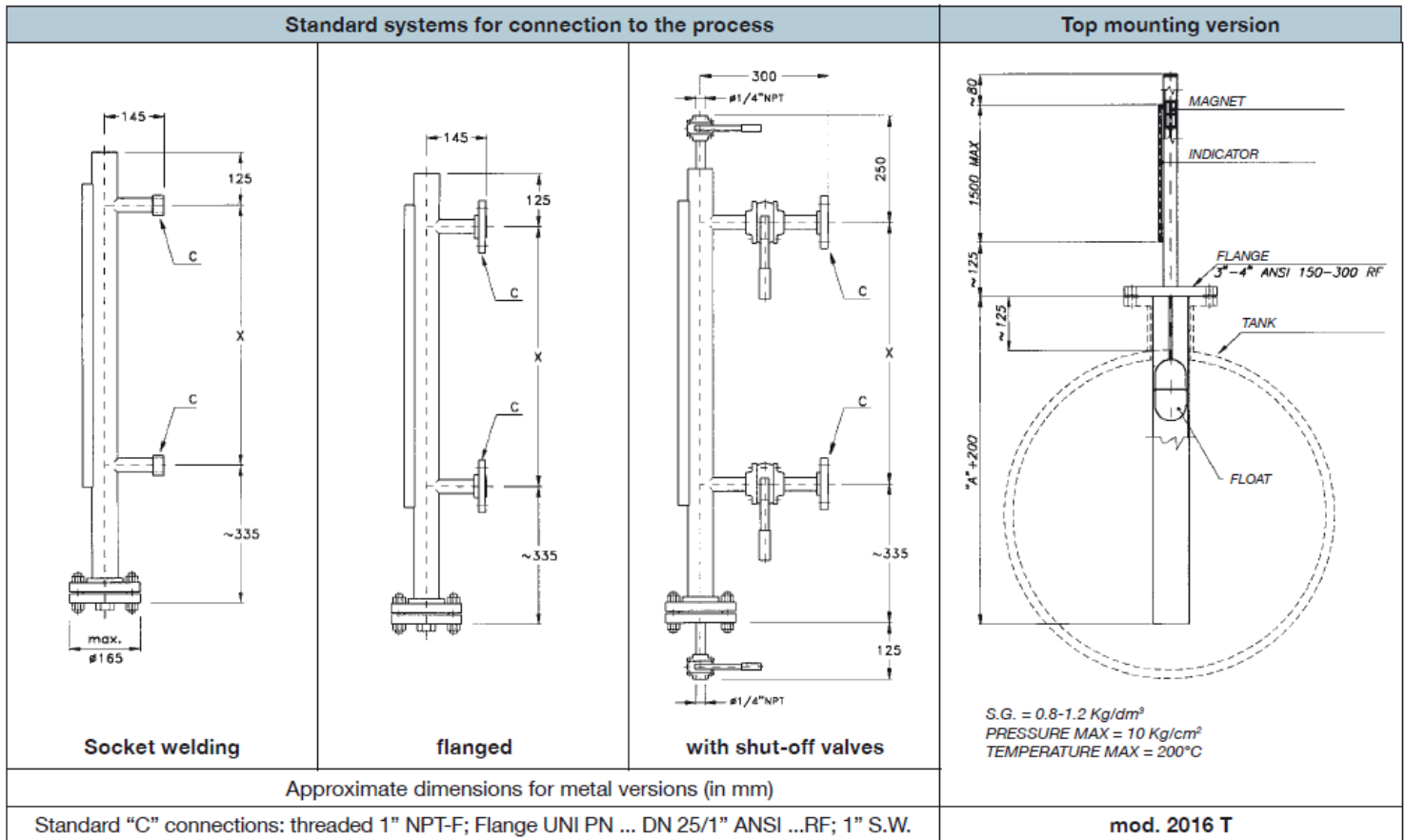
WORKING PRINCIPLE

A permanent magnet incorporated in the float actuates the sensing elements mounted in the special waterproof case, causing them to rotate 180°. These elements, which are treated with special paints of contrasting colour on the two faces, show the red colour faces when the level increases (float going up) and the white faces when the level decreases (float going down), thus showing very clearly the position of the float and hence the liquids's level.



MATERIALS

CODE FOR:	Materials	AISI 316	PVC	Moplen	PVDF
	Body	J	P	M	PF
	Float	2	5	6	PF
Internal gaskets: Graphoil (G) Spirometallic (S) Teflon (T) Viton (V) only for plastic type					



PLEASE NOTE: Drain and vent valves are applicable to all models.

MODEL	2006 (1)			2016	2025	2040	2064	
STD "C" Flange connection	1" ANSI 150 FF UNI DN 25 PN 6			1" ANSI 150 RF UNI DN 25 PN 16	1" ANSI 300 RF UNI DN 25 PN 25	1" ANSI 300 RF UNI DN 25 PN 40	1" ANSI 600 RF UNI DN 25 PN 64	
VERSION	P	M	PF	J	J	J	J	
Temperatures	38°C	SEE TABLE FOR TOLERANCE LIMITS OF PLASTIC TYPE INDICATORS		19	25	40	50	Max pressure in bar
	100°C			16	21	35	43	
	150°C			15	19	31	39	
	200°C			13	17	28	36	
BODY RATING	-			ANSI 150	PN 25	PN 40	ANSI 300	

(1) Plastic type

On request versions with body rating higher than ANSI 300 can be supplied (models 2100 - 2150 - 2250).

TOLERANCE LIMITS OF PLASTIC VERSION SWITCHES

CODE FOR:	Materials	AISI 316	PVC	Moplen	PVDF
Body		J	P	M	PF
Float		2	5	6	PF
Internal gaskets: Graphoil (G) Spirometallic (S) Teflon (T) Viton (V) only for plastic type					

ACCESSORIES TO ORDER

- Ball-type shut-off valve DN 25 (1") up to mod. 2040; globe for the model 2064.
- Ball-type drain and/or vent valves DN 6 (1/4") up to mod. 2040; globe for the model 2064.
- Graduated scale.
- High and/or low level alarms, REED type
- 4÷20 ma transmitter.
- Inox case.
- Heating/cooling jacket or steam tracer.
- Indication of float broken (yellow flags).
- Protection window in polycarbonate.
- PFA lining for highly corrosive fluids.
- Antifrost for cryogenic applications (until -195 °C).
- Hermetically sealed indicator housing.


TRANSMITTER
TL series



MAGNETIC ALARMS
T25 series



MAGNETOSTRICTIVE
Transmitter
MD SERIES



HOT TO ORDER:

Example: 2016 - J - 2 - A


2016 model

J body in S/steel AISI 316

2 float in S/steel AISI 316

G gasket in graphoil

The following data is also required: type of liquid, specific gravity, operating temperature and pressure, distance of "x" connections.



OFFICINE OROBICHE

OFFICINE OROBICHE S.r.l. - 24010 Ponteranica (Bergamo) Italy Via Serena, 10 - Tel. +39 035 4530211
www.officineorobiche.it - info@officineorobiche.it